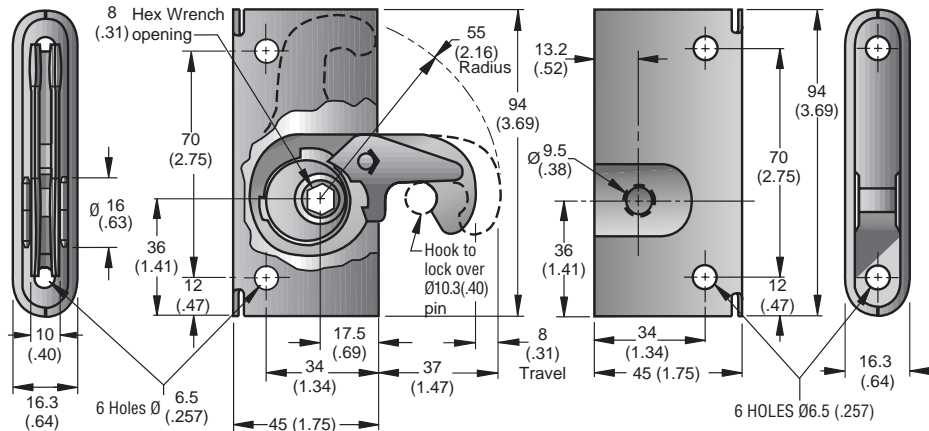


Southco® Draw Latches

Dual Lock Butt-joint Panel Fastener

- Strong closing pressure with minimal operating force
- Provides air- and water-tight seals
- Vibration and impact resistant

Note: Fastener illustrated in locked position. Broken line shows unlocked position.



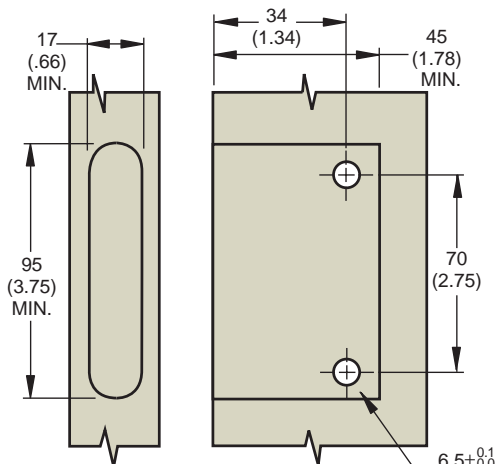
PART NUMBERS	
Latch	Receptacle
R5-0074-08 •	R5-0079-08 •

Material and Finish

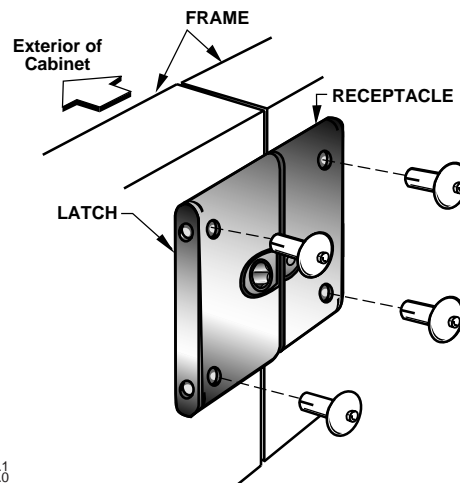
HOUSING: Carbon steel.
 CAM UNIT: HOOKS - Hardened alloy steel, TRIGGER - Carbon steel.
 CAM - Brass.
 All parts are zinc plated, (except for CAM).

Installation and Suggested Panel Preparation

Recessed Pocket



Side Mount



6.5 ± 0.1
If used with Southco Rivet

Product Strength Guidelines

(To assist in your product selection; samples are available for your evaluation.)

Ultimate tensile load: 11,110 N (2,500 lbs.)

millimeter (inch)
 millimeter
 (inch)

Dimensions without tolerances are for reference only.